



CMR UNIVERSITY

Private University Established in Karnataka State by Act No. 45 of 2013

TO WHOM SO EVER IT MAY CONCERN

This is to certify that the funds / Grants received (INR in Lakhs) from non-government bodies, individuals, philanthropists during the last five years in CMR University is as follows

Year	2022-23	2021-22	2020-21	2019-20	2018-19
Non-Government grants in INR lakhs	25	25	25	25	25

MAIN CAMPUS:

OFF HENNUR -
BAGALUR MAIN ROAD,
CHAGALAHATTI,
BENGALURU 562149,
KARNATAKA, INDIA
T : +91 70220 07672
F : 080 25427840

CITY CAMPUS:

#2, 3RD C CROSS,
6TH A MAIN, 2ND BLOCK,
HRBR LAYOUT,
KALYAN NAGAR,
BENGALURU 560043,
KARNATAKA, INDIA
T : 080 25426977/88
F : 080 25427840

OMBR CAMPUS:

#5, BHUVANAGIRI,
OMBR LAYOUT,
BANASWADI
BENGALURU 560043,
KARNATAKA, INDIA
T : 080 25426944/55
P : 080 25427840

www.cmr.edu.in

CMR UNIVERSITY


Finance Officer


FINANCE OFFICER


CMR UNIVERSITY

CONSOLIDATED BALANCE SHEET AS AT 31ST MARCH 2023

Previous Year	Liabilities	Sch No.	Amount Rs.	Previous Year	Assets	Sch No.	Amount Rs.
71,73,31,868	<u>CMR JNANADHARA TRUST</u>	1	88,18,41,886	64,66,94,782	<u>FIXED ASSETS</u>	3	84,17,07,750
51,60,187	<u>CURRENT LIABILITIES & PROVISIONS</u>	2	1,19,30,695		<u>CURRENT ASSETS</u>		
					<u>Cash & Bank Balances</u>		
				503	Cash In Hand		80,244
				6,25,44,060	Cash at Bank		3,17,58,614
				5,00,000	Fixed Deposit with Bank		5,00,000
				-	Sundry Debtors		1,05,000
				1,27,52,710	<u>LOANS & ADVANCES & DEPOSITS</u>	4	1,96,20,973
72,24,92,055	Total		89,37,72,581	72,24,92,055	Total		89,37,72,581

For CMR UNIVERSITY


(Dr. Sabitha Ramamurthy)
Chancellor


(K.R. LAKSHMISH)
Chief Finance Officer

Place: Bangalore

Date : 26.10.2023

As per our report of even date attached

For SUNDARESH & CO.,
Chartered Accountants
(Firm Registration No. 004223S)

(K. BALAKRISHNA SHABARAYA)
Membership No. 025944

Partner

CMR UNIVERSITY


CONSOLIDATED INCOME AND EXPENDITURE ACCOUNT FOR THE YEAR ENDED 31ST MARCH 2023


Previous Year	Expenditure	Sch No.	Amount Rs.	Previous Year	Income	Sch No.	Amount Rs.
21,07,47,585	Employee Cost	5	22,58,73,368	72,97,44,622	Fee Income		99,97,20,711
49,95,419	Board & University Expenses	6	64,62,884	92,18,938	Other Income		32,77,441
67,98,270	Students Welfare Expenses	7	2,80,46,219	8,709	Bank Interest		
14,05,25,757	Adminstration Expenses	8	29,11,70,759				
1,59,30,524	Repairs & Maintainance	9	4,25,85,773				
1,02,61,469	Other Expenses	10	1,65,61,247				
7,46,53,804	Depreciation	3	7,67,84,406				
27,50,59,441	Excess of Income over Expenditure for the year		31,55,13,495				
46,39,12,828	Total		68,74,84,656	73,89,72,269	Total		1,00,29,98,151


As per our report of even date attached

For CMR UNIVERSITY

For SUNDARESH & CO.,
Chartered Accountants
(Firm Registration No.004223S)


(Dr. Sabitha Ramamurthy)
Chancellor


(K.R. LAKSHMISH)
Chief Finance Officer


(K. BALAKRISHNA SHABARAYA)
Membership No.025944
Partner

Place: Bangalore

Date : 26.10.2023


CMR UNIVERSITY

SCHEDULES ANNEXED TO AND FORMING PART OF CONSOLIDATED BALANCE SHEET AS AT 31.03.2023

AND CONSOLIDATED INCOME & EXPENDITURE ACCOUNT FOR THE YEAR ENDED ON THAT DATE

Sch No.	Particulars	Amount Rs.	Previous Year
1	<u>CMR JNANADHARA TRUST ACCOUNT</u>		
	Opening Balance as on 01.04.2022	71,73,31,868	69,86,56,192
	Add: Receipt during the year from trust	45,25,75,339	22,30,65,696
	Excess of income over expenditure	31,55,13,495	27,50,59,441
		1,48,54,20,702	1,19,67,81,329
	Less: Payment during the year to trust	60,35,78,816	47,94,49,461
	Closing balance as on 31.03.2023	88,18,41,886	71,73,31,868
2	<u>CURRENT LIABILITIES & PROVISIONS</u>		
	Scholarship Payable	2,56,872	2,58,383
	Grant Received	3,94,147	1,54,768
	Canteen Advance	1,50,000	1,00,000
	CSR Lake Development Project	16,34,241	6,08,623
	Statutory Liabilities	1,60,020	1,65,148
	GTR Minerals -Deposit	3,00,000	-
	Admission Advance	42,50,311	4,31,129
	Refund Fee Payable	47,85,104	31,94,176
	Not Reported ComedK Student Payable		2,47,960
		1,19,30,695	51,60,187
4	<u>LOANS & ADVANCES</u>		
	Advance Payment	1,11,02,095	43,07,520
	Staff Advances	2,21,618	1,27,930
	Rental Advance	84,000	1,04,000
	AICTE Security Deposit	80,00,000	80,00,000
	Gas Deposit	17,000	17,000
	Electricity Deposit	1,95,260	1,95,260
	TDS Receivable	1,000	1,000
		1,96,20,973	1,27,52,710

Sum



CMR UNIVERSITY

SCHEDULE-3

SCHEDULE TO FIXED ASSETS AS AT 31ST MARCH 2023

Particulars	W.D.V. as on 01.04.2022	Additions		Deletions during the year	Total	Rate of Deprn	Deprn for the year	W.D.V. as on 31.03.2023
		Before 30.09.2022	After 01.10.2022					
University Building	54,81,57,609	1,67,17,284	-	-	56,48,74,893	10%	5,64,87,489	50,83,87,404
Computers	91,06,213	6,35,999	1,64,71,689	-	2,62,13,901	40%	71,91,223	1,90,22,678
Furniture	2,93,55,229	1,15,26,751	2,31,28,907	-	6,40,10,887	10%	52,44,643	5,87,66,244
Furnishing & Carpets	50,950	-	-	-	50,950	10%	5,095	45,855
Books	62,63,033	9,44,742	41,12,976	-	1,13,20,751	15%	13,89,639	99,31,112
Equipments	32,453	1,01,750	-	-	1,34,203	15%	20,130	1,14,073
Plant and Machinery	2,56,41,109	49,64,965	66,49,916	-	3,72,55,990	15%	50,89,655	3,21,66,335
Board	18,50,513	-	-	-	18,50,513	10%	1,85,051	16,65,462
Vehicle	16,64,786	-	-	-	16,64,786	15%	2,49,718	14,15,068
Intangible Asset	28,18,867	-	17,36,370	-	45,55,237	25%	9,21,763	36,33,474
<u>Work In Progress</u>								
<u>University Building</u> <u>-Chagalatti</u>	2,17,54,020	8,12,22,565	10,35,83,460	-	20,65,60,045	-	-	20,65,60,045
Total	64,66,94,782	11,61,14,056	15,56,83,318	-	91,84,92,156	-	7,67,84,406	84,17,07,750

Sd/-

[Signature]

CMR UNIVERSITY

Sch No.	Particulars	Amount Rs.	Previous Year
5	<u>EMPLOYEE COST</u>		
	Salary	21,86,26,612	20,46,67,641
	Providend Fund Employer contribution	14,01,607	11,68,209
	Employee State Insurance Employer Contribution	3,73,153	3,54,885
	Visiting faculty Payment	44,37,557	45,56,850
	Gratuity	10,34,439	-
		22,58,73,368	21,07,47,585
6	<u>BOARD & UNIVERSITY EXPENSES</u>		
	Bar Council Of India	13,66,200	21,08,320
	Membership & Subscription	47,79,584	20,37,099
	Affiliation Fees	3,17,100	-
	Board and University Affiliation fee	-	8,50,000
		64,62,884	49,95,419
7	<u>STUDENTS WELFARE EXPENSES</u>		
	Prize&Scholarship	9,36,000	-
	Function and Other Activities	99,58,933	2,69,747
	Value Added/Professional course Payment	1,67,99,365	62,84,100
	ID Card Expenses		1,43,377
	Sports Activities	78,166	53,532
	Comed K	45,000	47,514
	Research Fellowship	1,20,000	-
	Student related association Affairs Expenses	1,08,755	-
		2,80,46,219	67,98,270
8	<u>ADMINISTRATION EXPENSES</u>		
	Communication Charges	32,01,701	9,28,555
	Travelling & Conveyance	11,83,547	6,12,799
	Printing & Stationery	53,58,850	8,72,325
	Advertisement	7,83,940	1,45,43,021
	Postage, Telegram & Courier	2,21,628	36,930
	Professional Charges Paid	27,14,69,727	10,06,08,251
	News Papers and Periodicals	42,683	9,803
	Promotional Expenses	20,89,210	1,89,15,643
	Staff Welfare Expenses		92,505
	Electricity Charges & Water Charges	68,19,473	39,05,925
		29,11,70,759	14,05,25,757

Sd/-

CMR UNIVERSITY

Sch No.	Particulars	Amount Rs.	Previous Year
9	<u>REPAIRS & MAINTENANCE</u>		
	Computer Maintenance & Stationery	11,03,200	1,52,646
	Computer Software -ERP-Expenses	-	9,51,270
	Electrical Repair & Maintenance	15,85,869	5,51,906
	Generator Expenses	11,00,440	1,36,200
	Housing Keeping Expenses	9,12,482	5,54,993
	Lab Maintenance Expenses	2,24,917	9,925
	Repairs and Maintenance Expenses	1,49,54,933	78,27,565
	Institute Maintenance charges	26,70,535	24,18,229
	Annual Maintenance Charges	11,90,880	2,43,981
	Vehicle Insurance & Repair Expenses	99,610	1,17,573
	Garden Maintenance	8,72,996	4,54,480
	Monthly Maintenance Fee	-	49,787
	Building & General Insurance	-	16,491
	Building Repair & Maintenance	1,78,69,911	-
		<u>4,25,85,773</u>	<u>1,59,30,524</u>
10	<u>OTHER EXPENSES</u>		
	Honorarium paid	20,73,997	12,98,180
	Consultation Charges Paid	1,19,31,240	63,86,340
	Bank Charges	1,95,033	97,590
	Software application subscription	1,42,780	9,23,359
	Miscellaneous Exps	47,029	-
	Rent	4,26,000	4,56,000
	Patent filing Exps	6,81,668	-
	Interest on TDS	57,500	-
	Examination - Question Paper Setting Expenses	6,000	-
	Donation	10,00,000	11,00,000
		<u>1,65,61,247</u>	<u>1,02,61,469</u>

Sent in

8

CMR UNIVERSITY

CONSOLIDATED BALANCE SHEET AS AT 31ST MARCH 2022

Previous Year	Liabilities	Sch No.	Amount Rs.	Previous Year	Assets	Sch No.	Amount Rs.
69,86,56,192	<u>CMR JNANADHARA TRUST</u>		44,22,72,427	65,70,33,809	<u>FIXED ASSETS</u>	4	64,66,94,782
	Exces of Income Over Expenditure	1	27,50,59,441				
40,41,416	<u>CURRENT LIABILITIES & PROVISIONS</u>	2	51,60,187				
	<u>BRANCHES AND DIVISIONS</u>	3	-		<u>Cash & Bank Balances</u>		
				3,51,92,275	Cash at Bank	5	6,25,44,060
				-	Fixed Deposit		5,00,000
				6,914	Cash on Hand		503
				1,04,64,610	<u>LOANS & ADVANCES & DEPOSITS</u>	6	1,27,52,710
70,26,97,608	Total		72,24,92,055	70,26,97,608	Total		72,24,92,055

For CMR UNIVERSITY


Sabitha Ramamurthy
(Dr.Sabitha Ramamurthy)
Chancellor

K.R. Lakshmish
(K.R.LAKSHMISH)
Chief Finance Officer

As per our report of even date attached

For SUNDARESHA & ASSOCIATES
Chartered Accountants
(Firm Registration No.008012S)

[Signature]
Partner



Place: Bangalore

Date: 22 SEP 2022

CMR UNIVERSITY

CONSOLIDATED INCOME AND EXPENDITURE ACCOUNT FOR THE YEAR ENDED 31ST MARCH 2022

Previous Year	Expenditure	Sch No.	Amount Rs.	Previous Year	Income	Sch No.	Amount Rs.
13,57,73,220	Employee Cost	7	21,07,47,585	61,48,70,649	Fee Income		72,97,44,622
12,61,045	Board & University Expenses	8	49,95,419	88,60,900	Other Income	13	92,18,938
8,21,88,556	Students Welfare Expenses	9	67,98,270	29,118	Bank Interest		8,709
3,88,77,493	Adminstration Expenses	10	14,05,25,757				
20,007	Loss on Sale of Vehicle		-				
72,32,438	Repairs & Maintainance	11	1,59,30,524				
37,14,283	Other Expenses	12	1,02,61,469				
7,23,70,026	Depreciation	4	7,46,53,804				
28,23,23,600	Excess of Income over Expenditure for the year		27,50,59,441				
62,37,60,667	Total		73,89,72,269	62,37,60,667	Total		73,89,72,269


As per our report of even date attached


For CMR UNIVERSITY


For SUNDARESHA & ASSOCIATES


Chartered Accountants

(Firm Registration No.0080128)


(Dr. Sabitha Ramamurthy)
Chancellor


(K.R. LAKSHMISH)
Chief Finance Officer


Partner



Place: Bangalore

Date: 22 SEP 2022

CMR UNIVERSITY

SCHEDULES ANNEXED TO AND FORMING PART OF BALANCE SHEET AS AT 31.03.2022
AND INCOME & EXPENDITURE ACCOUNT FOR THE YEAR ENDED ON THAT DATE

Sch No.	Particulars	Amount Rs.	Previous Year
1	<u>CMR JNANADHARA TRUST ACCOUNT</u>		
	Opening Balance as on 01.04.2021	69,86,56,192	67,74,06,228
	Receipts During the year from Trust	22,30,65,696	18,54,45,873
	Transfer of assets		
	Excess of income over expenditure	27,50,59,441	28,23,23,600
		92,17,21,888	1,14,51,75,701
	Payments during the year to Trust	47,94,49,461	44,65,19,509
	Closing balance as on 31.03.2022	44,22,72,427	69,86,56,192
2	<u>CURRENT LIABILITIES & PROVISIONS</u>		
	Scholarship Payable	2,58,383	3,86,337
	Grant Received	1,54,768	3,25,898
	Canteen Advance	1,00,000	-
	Admission fee Advance	4,31,129	10,41,449
	Not Reported ComedK Student Payable	2,47,960	-
	Campus House	-	75,725
	ESCOLA	-	7,500
	Fee refundable to Students	31,94,176	5,64,192
	Statutory Dues(PT,PF,ESI,TDS)	1,65,148	10,11,692
	Others	-	20,000
	CSR Lake Development Project	6,08,623	6,08,623
		51,60,187	40,41,416
3	<u>BRANCHES AND DIVISIONS</u>		
	CMR University - Examination	2,90,03,846	98,38,149
	CMR University-School of Economics & Commerce	2,77,02,819	7,11,87,026
	CMR University-School of Architecture	5,52,42,919	4,84,99,000
	CMR University-School of Education	(4,75,684)	3,45,000
	CMR University-School of Eng & Technology	8,33,99,852	7,67,38,875
	CMR University-School of Legal Studies	5,49,05,569	6,05,13,200
	CMR University -School of Management	8,56,81,580	8,53,52,959
	CMR University-School of Science Studies	8,03,55,975	6,51,73,600
	CMR University-School of Social Sciences&Humanities	2,55,73,611	3,13,45,001
	CMR University	(44,13,90,486)	(44,89,92,810)
		-	-

Sd/-




CMR UNIVERSITY

SCHEDULE - 4

CONSOLIDATED SCHEDULE TO FIXED ASSETS AS AT 31ST MARCH 2022

Particulars	W.D.V. as on 01.04.2021	W.D.V. as on 30.09.2021	Additions Before 01.10.2021 After	Deletions during the year	Total	Rate of Deprn	Deprn for the year	W.D.V. as on 31.03.2022
University Building	52,20,42,137	5,85,05,457	2,70,15,552	-	60,75,63,146	10%	5,94,05,537	54,81,57,609
Computers	58,18,888	51,03,209	31,91,193	-	1,41,13,290	40%	50,07,077	91,06,213
Furniture	3,15,37,434	5,31,767	5,18,893	-	3,25,88,094	10%	32,32,865	2,93,55,229
Furnishing & Carpets	56,611	-	-	-	56,611	10%	5,661	50,950
Books	65,98,625	48,500	6,62,678	-	73,09,803	15%	10,46,770	62,63,033
Equipments	4,810	33,370	-	-	38,180	15%	5,727	32,453
Plant and Machinery	2,86,07,220	1,25,166	13,17,385	-	3,00,49,771	15%	44,08,662	2,56,41,109
Board	18,28,911	1,20,360	2,09,333	-	21,58,604	15%	3,08,091	18,50,513
Vehicle	19,58,572	-	-	-	19,58,572	15%	2,93,786	16,64,786
Intangible Asset	37,58,495	-	-	-	37,58,495	25%	9,39,628	28,18,867
<u>Work In Progress</u> <u>University Building</u> <u>-Chagalatti</u>	5,48,22,106	2,26,78,322	1,25,99,779	6,83,46,187	2,17,54,020	-	-	2,17,54,020
Total	65,70,33,809	8,71,46,151	4,55,14,813	6,83,46,187	72,13,48,586		7,46,53,804	64,66,94,782

Salek W:



CMR UNIVERSITY

Sch No.	Particulars	Amount Rs.	Previous Year
5	<u>CASH AT BANK</u>		
	Axis Bank- 918010021330950	1,95,561	1,18,369
	State Bank of Mysore, 61036	6,21,038	6,21,687
	Bank Of India - 0371	1,11,288	2,64,835
	State Bank of India	4,25,86,429	2,94,60,400
	State Bank of India - 269	14,832	15,481
	SBI A/c No.40799554520 (CMRU Student Research)	54,510	-
	SBI A/c No.39433054047	1,89,60,402	47,11,503
		6,25,44,060	3,51,92,275
6	<u>LOANS & ADVANCES</u>		
	Advance for Purchase	39,01,620	34,98,350
	Rental Advance	1,04,000	1,04,000
	Salary Advance	53,750	18,750
	Loan Kasimbi	74,180	80,750
	ESCOLA	-	49,500
	Advance Payment	4,05,900	-
	AICTE Security Deposit	80,00,000	65,00,000
	Gas Deposit	17,000	17,000
	Electricity Deposit	1,95,260	1,95,260
	TDS Receivable	1,000	1,000
		1,27,52,710	1,04,64,610
7	<u>EMPLOYEE COST</u>		
	Salary	20,46,67,641	13,01,64,539
	Providend Fund Employer contribution	11,68,209	8,87,020
	Employee State Insurance Employer Contribution	3,54,885	3,18,911
	Visiting faculty Payment	45,56,850	73,10,999
	Less: Excess Leave Deduction	-	29,08,249
		21,07,47,585	13,57,73,220
8	<u>BOARD & UNIVERSITY EXPENSES</u>		
	Bar Council Of India	21,08,320	5,50,000
	Membership & Subscription	20,37,099	5,76,045
	Affiliation Fees	-	1,10,000
	Board and University Affiliation fee	8,50,000	25,000
		49,95,419	12,61,045
9	<u>STUDENTS WELFARE EXPENSES</u>		
	Prize&Scholarship	-	(10,000)
	Function and Other Activities	2,69,747	7,66,843
	Value Added/Professional course Payment	62,84,100	8,14,31,713
	ID Card Expenses	1,43,377	-
	Sports Activities	53,532	-
	Comed K	47,514	-
		67,98,270	8,21,88,556

Saita Wj.



CMR UNIVERSITY

Sch No.	Particulars	Amount Rs.	Previous Year
10	<u>ADMINISTRATION EXPENSES</u>		
	Communication Charges	9,28,555	8,61,615
	Travelling & Conveyance	1,82,598	84,957
	Printing & Stationery	8,72,325	11,71,822
	Advertisement	1,45,43,021	87,98,708
	Conveyance Expense	4,30,201	2,74,391
	Postage, Telegram & Courier	36,930	85,651
	Professional Charges Paid	10,06,08,251	20,69,968
	News Papers and Periodicals	9,803	23,561
	Promotional Expenses	1,89,15,643	2,25,75,510
	Staff Welfare Expenses	92,505	-
	Electricity Charges & Water Charges	39,05,925	26,08,250
	Online Exam Software	-	1,68,150
	Payroll Access Charges	-	1,54,910
		14,05,25,757	3,88,77,493
11	<u>REPAIRS & MAINTENANCE</u>		
	Computer Maintenance & Stationery	1,52,646	1,33,566
	Computer Software -ERP-Expenses	9,51,270	7,97,305
	Electrical Repair & Maintenance	5,51,906	7,19,721
	Generator Expenses	1,36,200	1,00,938
	Housing Keeping Expenses	5,54,993	7,42,329
	Lab Maintenance Expenses	9,925	-
	Repairs and Maintenance Expenses	78,27,565	22,86,095
	Institute Maintenance charges	24,18,229	21,18,663
	Annual Maintenance Charges	2,43,981	38,232
	Vehicle Insurance & Repair Expenses	1,17,573	42,664
	Garden Maintenance	4,54,480	2,03,150
	Security Charges	24,45,478	-
	Monthly Maintenance Fee	49,787	-
	Building & General Insurance	16,491	49,775
		1,59,30,524	72,32,438

Saba W.



CMR UNIVERSITY

Sch No.	Particulars	Previous Year
12	<u>OTHER EXPENSES</u>	
	Honorarium paid	
	Consultation Charges Paid	12,98,180
	Bank Charges	13,05,617
	Online Exam Software	13,69,550
	Examination - Expenses	1,10,553
	Rent	-
	Donation	5,79,682
		4,56,000
		1,18,880
		11,00,000
		2,30,000
		1,02,61,469
		37,14,283
13	<u>OTHER INCOME</u>	
	Fine	
	Thesis Submission Fee	60,37,030
	Value Added Programme Fee	51,05,212
	Photo Copy income	5,31,000
	Other Income	3,09,000
	Forex Gain & Loss	13,52,000
	Income - Tanzania	1,57,500
	Summer Term Coaching Fee	11,41,408
		2,83,232
		-
		25,183
		-
		11,15,258
		-
		1,500
		92,18,938
		88,60,900

Salik



CMR UNIVERSITY

CONSOLIDATED BALANCE SHEET AS AT 31ST MARCH 2021

Previous Year	Liabilities	Sch No.	Amount Rs.	Previous Year	Assets	Sch No.	Amount Rs.
677,406,228	<u>CMR JNANADHARA TRUST</u>	1	698,656,192	675,998,393	<u>FIXED ASSETS</u>	4	657,033,809
7,219,958	<u>CURRENT LIABILITIES & PROVISIONS</u>	2	4,041,416				
-	<u>BRANCHES AND DIVISIONS</u>	3	-		<u>Cash & Bank Balances</u>		
				3,807,980	Cash at Bank	5	35,192,275
				189,286	Cash on Hand		6,914
				4,630,527	<u>LOANS & ADVANCES & DEPOSITS</u>	6	10,464,610
684,626,186	Total		702,697,608	684,626,186	Total		702,697,608

As per our report of even date attached

For CMR UNIVERSITY

For SUNDARESHA & ASSOCIATES

Chartered Accountants

(Firm Registration No.008012S)

Saba W.
(Dr.Sabitha Ramamurthy)
Chancellor

K.R. Lakshmish
(K.R.LAKSHMISH)
Chief Finance Officer

C. Ramesh
(C.RAMESH)
Membership No.022268
Partner

Place: Bangalore

Date : 03.01.2022

CMR UNIVERSITY

CONSOLIDATED INCOME AND EXPENDITURE ACCOUNT FOR THE YEAR ENDED 31ST MARCH 2021

Previous Year	Expenditure	Sch No.	Amount Rs.	Previous Year	Income	Sch No.	Amount Rs.
145,498,255	Employee Cost	7	135,773,220	607,481,598	Fee Income		614,870,649
4,036,800	Board & University Expenses	8	1,261,045	1,698,967	Other Income	13	8,860,900
35,705,227	Students Welfare Expenses	9	82,188,556	138,890	Bank Interest		29,118
118,482,508	Adminstration Expenses	10	38,877,493				
-	Loss on Sale of Vehicle		20,007				
6,029,427	Repairs & Maintainance	11	7,232,438				
4,657,661	Other Expenses	12	3,714,283				
80,030,776	Depreciation	4	72,370,026				
214,878,801	Excess of Income over Expenditure for the year		282,323,600				
609,319,455	Total		623,760,667	609,319,455	Total		623,760,667

As per our report of even date attached

For CMR UNIVERSITY

For SUNDARESHA & ASSOCIATES

Chartered Accountants
(Firm Registration No.008012S)

(Dr.Sabitha Ramamurthy)
Chancellor

(K.R.LAKSHMISH)
Chief Finance Officer

(C.RAMESH)
Membership No.022268
Partner

Place: Bangalore
Date : 03.01.2022

CMR UNIVERSITY

SCHEDULES ANNEXED TO AND FORMING PART OF BALANCE SHEET AS AT 31.03.2021
AND INCOME & EXPENDITURE ACCOUNT FOR THE YEAR ENDED ON THAT DATE

Sch No.	Particulars	Amount Rs.
1	<u>CMR JNANADHARA TRUST ACCOUNT</u>	
	Opening Balance as on 01.04.2020	677,406,228
	Receipts During the year from Trust	185,445,873
	Excess of income over expenditure	282,323,600
		<u>1,145,175,701</u>
	Payments during the year to Trust	446,519,509
	Closing balance as on 31.03.2021	<u>698,656,192</u>
2	<u>CURRENT LIABILITIES & PROVISIONS</u>	
	Scholarship Payable	386,337
	Grant Received	325,898
	Admission fee Advance	1,041,449
	Campus House	75,725
	ESCOLA	7,500
	Refund of fee to Students	564,192
	TDS Payable	1,011,692
	Others	20,000
	CSR Lake Development Project	608,623
		<u>4,041,416</u>
3	<u>BRANCHES AND DIVISIONS</u>	
	CMR University - Examination	9,838,149
	CMR University-School of Economics & Commerce	71,187,026
	CMR University-School of Architecture	48,499,000
	CMR University-School of Education	345,000
	CMR University-School of Eng & Technology	76,738,875
	CMR University-School of Legal Studies	60,513,200
	CMR University -School of Management	85,352,959
	CMR University-School of Science Studies	65,173,600
	CMR University-School of Social Sciences&Humanities	31,345,001
	CMR University	<u>(448,992,810)</u>
5	<u>CASH AT BANK</u>	
	Axis Bank- 918010021330950	118,369
	State Bank of Mysore, 61036	621,687
	Bank Of India - 0371	264,835
	State Bank of India	29,460,400
	State Bank of India - 269	15,481
	SBI A/c No.39433054047	4,711,503
		<u>35,192,275</u>
6	<u>LOANS & ADVANCES</u>	
	Advance for Purchase	3,498,350
	Rental Advance	104,000
	Salary Advance	18,750
	Loan Kasimbi	80,750
	ESCOLA	49,500
	AICTE Security Deposit	6,500,000
	Gas Deposit	17,000
	Electricity Deposit	195,260
	TDS Receivable	1,000
		<u>10,464,610</u>

80

Sachin

CMR UNIVERSITY

Sch No.	Particulars	
7	<u>EMPLOYEE COST</u>	
	Salary	130,164,539
	EPF Payment	887,020
	ESI Payment	318,911
	Visiting faculty Payment	7,310,999
	Less: Excess Leave Deduction	2,908,249
		<u>135,773,220</u>
8	<u>BOARD & UNIVERSITY EXPENSES</u>	
	Bar Council Of India	550,000
	Membership & Subscription	576,045
	Affiliation Fees	110,000
	Board and University Affiliation fee	25,000
		<u>1,261,045</u>
9	<u>STUDENTS WELFARE EXPENSES</u>	
	Prize&Scholarship	(10,000)
	Function and Other Activities	766,843
	Value Added/Professional course Payment	81,431,713
		<u>82,188,556</u>
10	<u>ADMINISTRATION EXPENSES</u>	
	Communication Charges	861,615
	Travelling & Conveyance	84,957
	Printing & Stationery	1,171,822
	Advertisement	8,798,708
	Conveyance Expense	274,391
	Postage, Telegram & Courier	85,651
	Professional Charges Paid	2,069,968
	News Papers and Periodicals	23,561
	Promotional Expenses	22,575,510
	Electricity Charges & Warter Charges	2,608,250
	Online Exam Software	168,150
	Payroll Access Charges	154,910
		<u>38,877,493</u>



to Satish W.

CMR UNIVERSITY

Sch No.	Particulars	
11	<u>REPAIRS & MAINTENANCE</u>	
	Computer Maintenance & Stationery	133,566
	Computer Software -ERP-Expenses	797,305
	Electrical Repair & Maintenance	719,721
	Generator Expenses	100,938
	Housing Keeping Expenses	742,329
	Repairs and Maintenance Expenses	2,286,095
	Institute Maintenance charges	2,118,663
	Annual Maintenance Charges	38,232
	Vehicle Insurance & Repair Expenses	42,664
	Garden Maintenance	203,150
	Building & General Insurance	49,775
		<u>7,232,438</u>
12	<u>OTHER EXPENSES</u>	
	Honorarium paid	1,305,617
	Consultation Charges Paid	1,369,550
	Bank Charges	110,553
	Examination - Expenses	579,682
	Rent	118,880
	Donation to Temple - Chagalatti	230,000
		<u>3,714,283</u>
13	<u>OTHER INCOME</u>	
	Fine	5,105,212
	Thesis Submission Fee	309,000
	Value Added Programme Fee	1,980,015
	Photo Copy income	41,500
	Other Income	283,232
	Forex Gain & Loss	25,183
	Income - Tanzania	1,115,258
	Summer Term Coaching Fee	1,500
		<u>8,860,900</u>



Sale w

CMR UNIVERSITY

SCHEDULE - 4

CONSOLIDATED SCHEDULE TO FIXED ASSETS AS AT 31ST MARCH 2021

Particulars	W.D.V. as on 01.04.2020	Additions Before 30.09.2020	After 01.10.2020	Deletions during the year	Total	Rate of Deprn	Deprn for the year	W.D.V as on 31.03.2021
University Building	579,322,040	620,926	98,387	-	580,041,353	10%	57,999,216	522,042,137
Computers	10,372,172	(3,400,089)	2,044,548		9,016,631	40%	3,197,743	5,818,888
Furniture	30,670,294	1,693,950	2,536,436	-	34,900,680	10%	3,363,246	31,537,434
Furnishing & Carpets	62,901	-			62,901	10%	6,290	56,611
Books	7,569,375	70,692	113,047	-	7,753,114	15%	1,154,489	6,598,625
Equipments	-	-	5,200	-	5,200	15%	390	4,810
Plant and Machinery	29,986,123	985,063	2,466,716	-	33,437,902	15%	4,830,682	28,607,220
Board	2,151,660	-		-	2,151,660	15%	322,749	1,828,911
Vehicle	1,386,276	-	1,027,290	200,007	2,213,559	15%	254,987	1,958,572
Intangible Asset	1,270,770	3,652,373	75,586	-	4,998,729	25%	1,240,234	3,758,495
<u>Work In Progress</u>								
<u>University Building</u>								
<u>-Chagalatti</u>	13,206,782	18,805,126	22,810,198	-	54,822,106	-	-	54,822,106
Total	675,998,393	22,428,041	31,177,408	200,007	729,403,835		72,370,026	657,033,809

(Signature)

Saba hi

CMR UNIVERSITY

BALANCE SHEET AS AT 31ST MARCH 2020

Previous Year	Liabilities	Sch No.	Amount Rs.	Previous Year	Assets	Sch No.	Amount Rs.
72,72,99,484	<u>CMR JNANADHARA TRUST</u>	1	67,74,06,228	71,82,18,199	<u>FIXED ASSETS</u>	3	67,59,98,393
59,67,598	<u>CURRENT LIABILITIES & PROVISIONS</u>	2	72,19,958		<u>CURRENT ASSETS</u>		
					<u>Cash & Bank Balances</u>		
				92,76,698	Cash at Bank	4	38,07,980
				76,700	Cash on Hand		1,89,286
				56,95,485	<u>LOANS & ADVANCES & DEPOSITS</u>	5	46,30,527
<u>73,32,67,082</u>	Total		<u>68,46,26,186</u>	<u>73,32,67,082</u>	Total		<u>68,46,26,186</u>

For CMR UNIVERSITY

Satish WT
President

Place: Bangalore

Date : 10.12.2020

As per our report of even date attached

For SUNDARESHA & ASSOCIATES
Chartered Accountants
(Firm Registration No.008012S)

[Signature]
Partner



CMR UNIVERSITY

INCOME AND EXPENDITURE ACCOUNT FOR THE YEAR ENDED 31ST MARCH 2020

Previous Year	Expenditure	Sch No.	Amount Rs.	Previous Year	Income	Sch No.	Amount Rs.
11,12,04,388	Employee Cost	6	14,54,98,255	40,68,83,382	Fee Income		60,74,81,598
29,37,180	Board & University Expenses	7	40,36,800	13,58,127	Other Income	9	16,98,967
2,46,06,662	Students Welfare Expenses	8	3,57,05,227	-	Bank Interest		1,38,890
8,57,53,927	Adminstration Expenses	9	11,84,82,508				
72,00,610	Repairs & Maintainance	10	60,29,427				
63,33,385	Other Expenses	11	46,57,661				
4,18,49,838	Depreciation	3	8,00,30,776				
12,63,55,519	Excess of Income over Expenditure for the year		21,48,78,801				
40,82,41,508	Total		60,93,19,455	40,82,41,508	Total		60,93,19,455

As per our report of even date attached

For CMR UNIVERSITY

For SUNDARESHA & ASSOCIATES

Chartered Accountants

(Firm Registration No.008012S)



President




Partner

Place: Bangalore

Date : 10.12.2020

CMR UNIVERSITY

SCHEDULE - 3

SCHEDULE TO FIXED ASSETS AS AT 31ST MARCH 2020

Particulars	W.D.V.	Additions		Deletions during the year	Total	Rate of Deprn	Deprn for the year	W.D.V
	as on 01.04.2019	Before 30.09.2019	After 01.10.2019					as on 31.03.2020
University Building	49,15,42,618	15,21,48,538	-	-	64,36,91,156	10%	6,43,69,116	57,93,22,040
Computers	1,05,22,699	1,48,606	49,61,736	-	1,56,33,041	40%	52,60,869	1,03,72,172
Furniture	3,29,70,353	4,75,700	5,98,786	-	3,40,44,839	10%	33,74,545	3,06,70,294
Furnishing & Carpets	69,890	-	-	-	69,890	10%	6,989	62,901
Books	60,20,417	14,22,562	13,43,614	-	87,86,593	15%	12,17,218	75,69,375
Plant and Machinery	2,67,74,343	53,02,054	29,41,822	-	3,50,18,219	15%	50,32,096	2,99,86,123
Board	19,43,490	5,87,875	-	-	25,31,365	15%	3,79,705	21,51,660
Vehicle	16,11,009	-	4,77,750	5,00,000	15,88,759	15%	2,02,483	13,86,276
Intangible Asset	2,215	41,300	14,15,010	-	14,58,525	25%	1,87,755	12,70,770
<u>Work In Progress</u> <u>University Building</u> <u>-Chagalatti</u>	14,67,61,165	1,07,00,802	78,93,353	15,21,48,538	1,32,06,782	-	-	1,32,06,782
Total	71,82,18,199	17,08,27,437	1,96,32,071	15,26,48,538	75,60,29,169		8,00,30,776	67,59,98,393



CMR UNIVERSITY

SCHEDULES ANNEXED TO AND FORMING PART OF BALANCE SHEET AS AT 31.03.2020
AND INCOME & EXPENDITURE ACCOUNT FOR THE YEAR ENDED ON THAT DATE

Sch No.	Particulars	Amount Rs.
1	<u>CMR JNANADHARA TRUST ACCOUNT</u>	
	Opening Balance as on 01.04.2019	72,72,99,484
	Add: Receipt during the year from trust	12,26,02,943
	Excess of income over expenditure	21,48,78,801
		1,06,47,81,228
	Less: Payment during the year from trust	38,73,75,000
	Closing balance as on 31.03.2020	67,74,06,228
2	<u>CURRENT LIABILITIES & PROVISIONS</u>	
	Scholarship Payable	10,52,625
	Grant Received	6,63,123
	Admission fee Advance	23,61,624
	TDS Payable	31,22,586
	Others	20,000
		72,19,958
4	<u>CASH AT BANK</u>	
	Axis Bank- 918010021330950	3,11,302
	State Bank of Mysore, 61036	24,71,721
	Bank Of India - 0371	3,41,833
	State Bank of India - 112	6,75,814
	State Bank of India - 269	7,310
		38,07,980
5	<u>LOANS & ADVANCES</u>	
	Advance for Purchase of asset	42,56,707
	Rental Advance	1,80,000
	Gas Deposit	17,000
	Electricity Deposit	1,75,820
	TDS Receivable	1,000
		46,30,527




CMR UNIVERSITY

Sch No.	Particulars	Amount Rs.
6	<u>EMPLOYEE COST</u>	
	Salary	13,55,88,077
	Visiting faculty Payment	1,04,87,617
	EPF Payment	7,81,679
	Excess Leave Deduction	(17,46,238)
	ESI Payment	3,87,120
		<u>14,54,98,255</u>
7	<u>BOARD & UNIVERSITY EXPENSES</u>	
	Membership & Subscription	17,11,800
	Board and University Affiliation fee	23,25,000
		<u>40,36,800</u>
8	<u>STUDENTS WELFARE EXPENSES</u>	
	Prize&Scholarship	5,95,000
	Function and Other Activities	21,02,890
	Value Added course Payment	3,24,53,540
	ID Card Expenses	5,53,797
		<u>3,57,05,227</u>
9	<u>ADMINISTRATION EXPENSES</u>	
	Communication and Courier charges	6,95,501
	Travelling & Conveyance	6,27,571
	Printing & Stationery	19,93,672
	Advertisement	25,99,661
	Professional Charges Paid	9,79,11,057
	News Papers and Periodicals	1,42,926
	Promotional Expenses	1,12,33,222
	Electricity Charges - Chagalatti	32,78,898
		<u>11,84,82,508</u>



CMR UNIVERSITY

Sch No.	Particulars	Amount Rs.
10	<u>REPAIRS & MAINTENANCE</u>	
	Computer Maintenance & Stationery	81,886
	Electrical Repair & Maintenance	9,10,477
	Generator Expenses	2,74,064
	Housing Keeping Expenses	6,66,229
	Lab Maintenance Expenses	1,67,221
	Repairs and Maintenance Expenses	14,06,325
	Institute Maintenance charges	17,88,215
	Annual Maintenance Charges	3,58,948
	Vehicle Insurance & Repair Expenses	72,922
	Garden Maintenance,	3,03,140
		<u>60,29,427</u>
11	<u>OTHER EXPENSES</u>	
	Honorarium paid	7,32,471
	Consultation Charges Paid	35,41,150
	Bank Charges	1,31,680
	Rent	2,40,360
	License Fee	12,000
		<u>46,57,661</u>
12	<u>OTHER INCOME</u>	
	Fine	8,82,921
	Photo Copy income	1,58,500
	Other Income	6,57,546
		<u>16,98,967</u>



CMR UNIVERSITY

BALANCE SHEET AS AT 31ST MARCH 2019

Previous Year	Liabilities	Sch No.	Amount Rs.	Previous Year	Assets	Sch No.	Amount Rs.
521,338,584	<u>CMR JNANADHARA TRUST</u>	1	727,299,484	520,038,145	<u>FIXED ASSETS</u>	3	718,218,199
5,314,862	<u>CURRENT LIABILITIES & PROVISIONS</u>	2	5,967,598		<u>CURRENT ASSETS</u>		
					<u>Cash & Bank Balances</u>		
				2,441,773	Cash at Bank	4	9,276,698
				4,448	Cash on Hand		76,700
				4,169,080	<u>LOANS & ADVANCES & DEPOSITS</u>	5	5,695,485
<u>526,653,446</u>	Total		<u>733,267,082</u>	<u>526,653,446</u>	Total		<u>733,267,082</u>

As per our report of even date attached

For CMR UNIVERSITY

Sarika K.


President

For SUNDARESHA & ASSOCIATES

Chartered Accountants
(Firm Registration No.008012S)

[Signature]

Partner



Place: Bangalore

Date : 21.09.2019

CMR UNIVERSITY

INCOME AND EXPENDITURE ACCOUNT FOR THE YEAR ENDED 31ST MARCH 2019

Previous Year	Expenditure	Sch No.	Amount Rs.	Previous Year	Income	Sch No.	Amount Rs.
82,123,506	Employee Cost	6	111,204,388	252,991,522	Fee Income		406,883,362
912,450	Board & University Expenses	7	2,937,180	538,232	Other Income	9	1,358,127
7,762,036	Students Welfare Expenses	8	24,606,662	-	Bank Interest		146,791
51,929,710	Adminstration Expenses	9	85,753,927				
8,396,318	Repairs & Maintainance	10	7,200,610				
2,074,725	Other Expenses	11	6,333,385				
8,513,718	Depreciation	3	41,849,838				
91,817,290	Excess of Income over Expenditure for the year		128,502,310				
253,529,754	Total		408,388,299	253,529,754	Total		408,388,299

As per our report of even date attached

For CMR UNIVERSITY

Satish M.

President

Place: Bangalore

Date : 21.09.2019


For SUNDARESHA & ASSOCIATES

Chartered Accountants

(Firm Registration No.008012S)

[Signature]

Partner




CMR UNIVERSITY

SCHEDULES ANNEXED TO AND FORMING PART OF BALANCE SHEET AS AT 31.03.2019
AND INCOME & EXPENDITURE ACCOUNT FOR THE YEAR ENDED ON THAT DATE

Sch No.	Particulars	Amount Rs.	Previous Year
1	<u>CMR JNANADHARA TRUST ACCOUNT</u>		
	Opening Balance as on 01.04.2018	521,338,584	311,155,486
	Add: Receipt during the year from trust	212,000,000	188,024,820
	Transfer of assets	32,158,590	-
	Excess of income over expenditure	128,502,310	91,817,290
		893,999,484	590,997,596
	Less: Payment during the year from trust	166,700,000	69,659,012
	Closing balance as on 31.03.2019	727,299,484	521,338,584
2	<u>CURRENT LIABILITIES & PROVISIONS</u>		
	Scholarship Payable	2,657,005	2,742,860
	Admission fee Advance	3,170,194	2,224,762
	Campus House	-	119,060
	Others	140,399	228,180
		5,967,598	5,314,862
4	<u>CASH AT BANK</u>		
	Axis Bank- 918010021330950	2,017,081	-
	State Bank of Mysore, 61036	7,090,850	2,439,976
	Bank Of India - 0371	168,768	1,797
		9,276,698	2,441,773
5	<u>LOANS & ADVANCES</u>		
	Advance for Purchase of asset	5,367,695	3,972,080
	Rental Advance	180,000	180,000.00
	Salary Advacne	125,000	-
	Gas Deposit	17,000	17,000
	Electricity Deposit	5,790	-
		5,695,485	4,169,080


S. K. K.



CMR UNIVERSITY

Sch No.	Particulars	Amount Rs.	Previous Year
6	<u>EMPLOYEE COST</u>		
	Salary	102,740,865	77,549,322
	Visiting faculty Payment	7,368,990	3,717,467
	EPF Payment	659,445	523,920
	ESI Payment	435,088	332,797
		<u>111,204,388</u>	<u>82,123,506</u>
7	<u>BOARD & UNIVERSITY EXPENSES</u>		
	Bar Council Of India	1,900,000	190,381
	Membership & Subscription	362,180	722,069
	Board and University Affiliation fee	675,000	-
		<u>2,937,180</u>	<u>912,450</u>
8	<u>STUDENTS WELFARE EXPENSES</u>		
	Prize&Scholarship	480,000	220,000
	Function and Other Activities	2,170,745	2,168,050
	Workshop & Art Camp	-	56,269
	Value Added course Payment	20,631,710	4,469,549
	ID Card Expenses	425	46,716
	Subscriptions Web Services	1,323,782	801,459
		<u>24,606,662</u>	<u>7,762,036</u>
9	<u>ADMINISTRATION EXPENSES</u>		
	Meeting expenses	-	178,360
	Communication and Courier charges	1,118,633	1,033,636
	Travelling & Conveyance	1,158,713	396,380
	Printing & Stationery	5,353,594	2,634,629
	Advertisement	21,109,357	6,583,433
	Professional Charges Paid	53,694,812	38,882,736
	News Papers and Periodicals	50,999	39,973
	Promotional Expenses	205,329	431,540
	Staff Welfare Expenses	11,500	6,900
	Electricity Charges - Chagalatti	3,050,990	1,742,123
		<u>85,753,927</u>	<u>51,929,710</u>


Salik ki



CMR UNIVERSITY

Sch No.	Particulars	Amount Rs.	Previous Year
10	<u>REPAIRS & MAINTENANCE</u>		
	Computer Maintenance & Stationery	290,217	175,907
	Electrical Repair & Maintenance	202,679	149,391
	Generator Expenses	235,031	146,047
	Housing Keeping Expenses	746,832	674,377
	Lab Maintenance Expenses	183,395	342,402
	Repairs and Maintenance Expenses	1,834,221	2,126,935
	Institute Maintenance charges	2,870,994	3,342,079
	Annual Maintenance Charges	169,246	142,346
	Vehicle Insurance & Repair Expenses	83,704	35,559
	Garden Maintenance	584,291	1,261,275
		<u>7,200,610</u>	<u>8,396,318</u>
11	<u>OTHER EXPENSES</u>		
	Honorarium paid	1,250,800	483,731
	Consultation Charges Paid	4,816,240	1,092,480
	Recruitment Expenses	-	187,592
	Bank Charges	40,625	111,022
	Rent	225,720	144,000
	Misc. Expenses	-	55,900
		<u>6,333,385</u>	<u>2,074,725</u>
12	<u>OTHER INCOME</u>		
	Fine	425,850	173,890
	Photo Copy income	136,500	46,400
	Other Income	795,777	317,942
		<u>1,358,127</u>	<u>538,232</u>

Salika Ursi



CMR UNIVERSITY

SCHEDULE - 3

SCHEDULE TO FIXED ASSETS AS AT 31ST MARCH 2019

Particulars	W.D.V. as on 01.04.2018	Additions Before 30.09.2018	After 01.10.2018	Deletions during the year	Total	Rate of Deprn	Deprn for the year	W.D.V as on 31.03.2019
University Building	-	-	517,413,282	-	517,413,282	10%	25,870,664	491,542,618
Computers	3,406,921	12,612,610	1,138,726	-	17,158,257	40%	6,635,558	10,522,699
Furniture	23,249,028	8,016,029	5,086,107	-	36,351,164	10%	3,380,811	32,970,353
Furnishing & Carpets	77,656	-	-	-	77,656	10%	7,766	69,890
Books	4,037,302	1,661,716	1,271,623	-	6,970,641	15%	950,224	6,020,417
Plant and Machinery	23,068,354	4,141,209	3,941,854	-	31,151,417	15%	4,377,074	26,774,343
Board	1,716,495	566,741	2,961	-	2,286,197	15%	342,707	1,943,490
Vehicle	1,895,305	-	-	-	1,895,305	15%	284,296	1,611,009
Intangible Asset	2,953	-	-	-	2,953	25%	738	2,215
<u>Work In Progress</u>								
University Building Chagalatti	462,584,131	97,264,211	104,326,105	517,413,282	146,761,165	-	-	146,761,165
Total	520,038,145	124,262,516	633,180,658	517,413,282	760,068,037		41,849,838	718,218,199

Sanku Kur.

